

The screenshot shows a web browser window with the URL classlight.com/student/PublicProfiles/myeportfolios. The left sidebar contains a navigation menu with the following items: Contests, My Awards, Mailbox, Attendance, Certificates | Letters, My Profile (expanded), Public Profile, My Tag, EPortfolios (highlighted with a red circle and a red arrow), Timeline, and Other Services.

الذهاب إلى (ملف الإنجاز) من ملفي في الصفحة الرئيسية لحساب الطالب
Click on (EPortfolios) in the Main page of the student's account.

Search ctrl+alt+m

http://www.jcs.edu.sa/weeklyplan

- Home
- Courses
- Books
- Forms
- Weekly Study Plan
- Schedule
- Calendar
- Virtual Classrooms
- My Score
- Success Partners

EPortfolios

Add New EPortfolio

Preview Your Public EPortfolios

الذهاب إلى (إضافة إنجاز جديد)

Click on (Add New EPortfolios)

- Home
- Courses >
- Books
- Forms
- Weekly Study Plan
- Schedule
- Calendar
- Virtual Classrooms
- My Score
- Success Partners >
- Education Partners >
- Contests

TITLE *

Reading

الكتابة في (العنوان) اسم المادة
Write in (TITLE) the Subject

BRIEF *

H.W PG 2

الكتابة في (المشاركة) رقم الصفحة
كما هو موضع
Write in (BRIEF) the page
number as shown



COVER IMAGE




drop a file

Choose File




← → ↻ classlight.com/student/PublicProfiles/eportfolio_add ☆ ⚙️ 👤 ☰






- Mailbox >
- Attendance >
- Certificates | Letters >
- My Profile >
- Other Services >



















Available on the App Store  Available on Google Play 



















  



DETAILS *

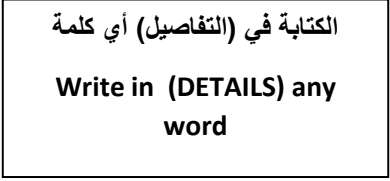
Source   Font Size \times_2 \times^2 **A** 

B *I* U     

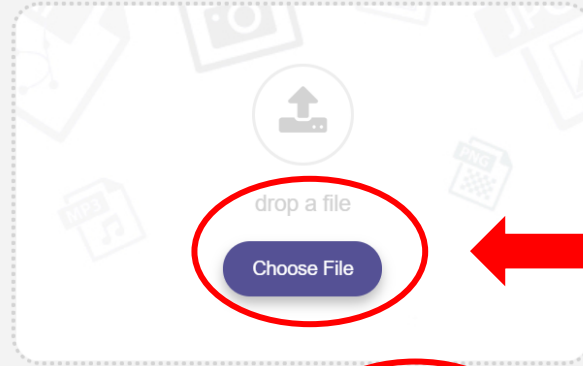


الكتابة في (التفاصيل) أي كلمة

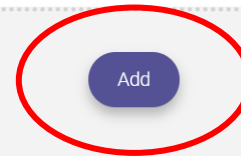
Write in (DETAILS) any word

DATE	2020-09-14 18:19	←	اختيار التاريخ Choose the date
COURSE	- Select -	←	اختيار المادة Choose the Subject
TYPE	Homework	←	اختيار (وظيفة) Choose the Homework
SHARING LEVEL	My School	←	اختيار (مدرستي) Choose My School

Please select a file:



رفع صورة من واجب الطالب
Upload a copy of Homework



النقر على اضافة
Click on ADD


classlight.com/student/PublicProfiles/myeportfolios

Home
Courses
Books
Forms
Weekly Study Plan
Schedule
Calendar
Virtual Classrooms
My Score
Success Partners
Education Partners

Saved successfully

EPortfolios

Add New EPortfolio Preview Your Public EPortfolios

 **H.W PG 2**
Words to know
2020-09-14 18:19:00

View Edit Delete

لعرض الواجب
To View the Homework

للمسح الواجب
To Delete the Homework

للتعديل على الواجب
To Edit the Homework

تم إضافة الواجب بشكل صحيح
This means that the Homework is uploaded correctly